

# Keiraville Community Pre-School Transition to School Information session

A joint initiative between Keiraville Community Pre-School, Keiraville Public School & St Brigid's Catholic Parish Primary School, Gwynneville.

Purpose of tonight

Ask plenty of  
questions ...  
anytime!

Available to speak  
with anyone  
individually after  
the presentation  
tonight



# Choosing the Right School

Public Vs Private  
Yes ... you do have  
the choice

What is the  
difference between  
a public and a  
private school?

How do I go about  
choosing?

What should I look  
for when I'm  
choosing the right  
school for my child?

Who should I talk to  
and who should I  
listen to?



# What is the right age?

Children may enter Kindergarten at the beginning of the school year in NSW government schools if they turn five on or before 31 July in that year.

Some children may be ready to start when they are younger while others will benefit from being held back.

By law, all children must be attending school by their 6th birthday.

If you're not sure, talk to your child's day care / preschool and the primary school Principal. They will help you with this important decision.

Proof of age must be supplied upon enrolment. A birth certificate is the best way to do this.





# Immunisation

When children start Kindergarten, parents and caregivers are asked to provide an immunisation certificate – a record of their child's immunisation status.

Please speak with your doctor, local health clinic or school about immunisation.

Your blue book or immunisation printout is usually what you will take to the school to provide this information.

Children who are not immunised are not excluded from school.



# Preparing for Kindergarten

Parents and caregivers can do a lot to help prepare their child for Kindergarten before the big 'first day'.

Following is a list of skills that will be useful for children starting Kindergarten.

We recognise that not all children will have these skills as everyone develops at a different pace, so this is intended only as a guide so that starting school may be just a little easier.



# English / Language

Talks to other people about familiar objects and events

Asks and answers simple questions

Makes their needs known


Follows simple instructions

Uses books for enjoyment or for looking at pictures

Identifies pictures in books, magazines, television or digital media.

Uses a variety of things to draw, scribble or write (eg pencils, pens, textas, paintbrushes, sticks in the dirt, digital devices etc)

Joins in singing familiar songs



# Mathematics

Recognises that numbers can be used to count.



Uses words such as many, a lot, more, less.

Identifies things in a group that are different.

Sees differences in shapes.

Differentiates between opposites – up down, under and over, in-front and behind, day and night.

5





# Personal and Social Skills

Uses the toilet independently

Can say their own name

Adapts to unfamiliar settings and new experiences

Can finish a task, and tidies up afterwards

Plays cooperatively with other children - shares and takes turns

Can sit still to listen to a story for a few minutes

Is curious about the world

Can share an adult's attention with several other children

Participates in imaginative play





# Physical Skills

Uses scissors to cut along a straight line

Enjoys a variety of indoor and outdoor play

Can put on and take off jumpers, shoes and socks independently

Makes and designs things using a variety of materials



# What if my child has special needs?

Specialist advice and support is available to parents and caregivers of children with disabilities to help them access appropriate educational services.

Talk to the school as early as possible about your child's needs.

Extra support is also available for students who are newly arrived in Australia or for whom English is a second language.



# Who can I talk to if I'm not sure?

Your child's pre-school /  
day care teacher or carer

The school Principal

The school counsellor

The Kindergarten teacher



Make sure you visit the school before making a decision.

Don't rely on second-hand information about a school! See it for yourself.

You can only make a truly informed decision about the best school for your child if you have been there, seen it first hand and asked all the questions you need to ask.





# So I've made my decision ... what now?

Go to orientation days!

Orientation days help you and your child become familiar with your school and the new school routine. Contact your school to find out when these days will be. Some schools have one orientation day, others have more than one. Every school is different.

Keiraville P.S. will hold its orientation for new kindergarten students on Tuesdays in term 4 - 29th October & 5th and 12th November 2014.

At orientation days you can:

- meet the teachers
- find out about the school and its programs/policies
- see/order uniforms
- learn what your child will do in their first year of school
- ask questions
- meet other parents and P&C representatives
- find out about ways to become involved in the school



# At orientation, your child will ...

Meet their teacher

Meet other students,  
including their senior buddy  
(if the school has a buddy  
program)

Experience some of the  
school routines

Tour the school

Ask questions

Complete some set tasks so  
that the teacher can make  
observations to help with  
the transition process when  
they start school

See that school will be fun!



# Enrolling Your Child

**You will need to complete and submit an enrolment form to enrol in a NSW public school. You will also need to bring the following documents along.**

1. Your child's birth certificate or identity document (passport/visa for children who are not Australian citizens)
2. Proof of your address (such as a council rates notice or a services bill)
3. Immunisation certificate (no child will be excluded from school if they are not vaccinated)
4. Court orders (if you share the custody of your child, you will need to provide copies of any court orders to the school).



# Allergies and Medical Conditions

It's essential to tell the school before your child starts if he or she has any allergies or medical conditions.

You should also let the school know of any major changes to your child's health as soon as you are aware of them.





# School Uniform

Your child's school will have its own uniform requirements.

To keep costs down, many schools have a uniform shop and/or clothing pool with new and used items.

Your child's school can also tell you which shops stock the school's uniform or the material you need to make it.



# Label Everything!

All schools have a lost property bin or area but to save time, money and frustration, please clearly label all of your child's items - uniforms, drink bottles, pencil cases ... everything!

The easiest way to do this is to write your child's name underneath the hemline or on the tag, using a permanent fabric marker (but remember tags can be cut off). Alternatively, you can sew or iron on personalised labels.



# Pretend School Days

Practising school days can not only be fun but it can also highlight where your child might need a little extra help in gaining confidence about going to school.

You may also identify routines you need to change to fit in with school life.

## **Some school routines to practise together include:**

Dressing in the school uniform

Putting on school shoes (new shoes may cause blisters – ask your child to wear them in a little before school starts

Testing school lunches (can your child open their lunch-box or packaging such as fruit cups by themselves?

Going to the toilet on their own (has your son used a urinal before?)

Drinking from a bubbler



# Make sure your child is road/travel safe!

Teach your child how to be safe when going to and from school.

Make sure they know:

- How and where to cross the road
- Where to get in and out of the car
- What the signs around the school mean
- About stranger danger

**Be a good role model for children!**





# What will my child learn at school?

There are 6 Key Learning Areas in primary school. They are the same for all schools in NSW – public or private:

English

Mathematics

Science & Technology

Human Society & Its Environment

Personal Development, Health and Physical Education  
(PD/H/PE)

Creative Arts



# How will they learn?


Schools are very different places to the ones we were part of as primary school students.

Technology is a big part of your child's world. It surrounds them. They relate to it, they feel comfortable with it and they work well with it.

How long does it take your child to work out how to use your new phone or electronic device?

How long does it take you?

Technology plays a critical role in education today but the focus is on using it as a tool – not the technology within itself.



# What else is different?

You will see lots of group-work and differentiated learning (learning at the child's level of need).

Students may be taught by more than one teacher or teachers who specialise in a certain area.

Parents are welcome to assist with class learning programs.

Chalk and talk is a thing of the past.

Composite classes are the norm – not the exception (curriculum is arranged in stages, not grades)





## Some final thoughts ...

Be involved with your child's transition to school

Be enthusiastic about school and learning

Support the school and your child's teacher

Keep teaching your child at home

Encourage your child in their schooling and social interactions

Communicate with your school and the teachers





# Thank you!

Questions?

Please feel free to stick around and ask any other questions you may have ...

Or just to chat ...



*Thank you*